

3H CUP

Nach bester Rundenzeit sortiert

Klasse 90/120/150

Wachauring uz sl 1,078 km

Qualifying

17.11.2024 09:00

Qualifikation (1:00:00 Zeit) started at 9:00:22

Pos.	Nr.	Name	Klasse	Beste Zeit.	Diff.	Schwarz	Weiß	Nat/State	Sponsor
1	46	MSP Performance 3	150	47.292		82,060	22		
2	36	Sterling NOSS	150	47.840	0.548	81,120	15		
3	44	MSP Performance 2	150	48.023	0.731	80,811	29		
4	72	Verklebungen Dunder	150	48.031	0.739	80,798	45		
5	3	JWRACING	150	48.642	1.350	79,783	44		
6	14	GH-Moto Race Days	150	48.690	1.398	79,704	16		
7	32	RARA Vienna	120	48.771	1.479	79,572	47		
8	2	Gullwing Racing	150	48.952	1.660	79,278	22		
9	147	Scuderia Scaloppa	150	49.084	1.792	79,064	13		
10	5	Rudi Racing 1	120	49.090	1.798	79,055	24		
11	388	Eric's heiße Hütte	150	49.270	1.978	78,766	47		
12	38	Mayr Mobility	150	49.344	2.052	78,648	16		
13	77	Real Risk Racing	90	49.659	2.367	78,149	23		
14	11	BTR	90	49.700	2.408	78,085	23		
15	1	Leru Team 2	90	49.775	2.483	77,967	14		
16	10	WSH Racing	90	49.788	2.496	77,946	17		
17	49	Lehner Systembau	120	50.029	2.737	77,571	38		
18	102	Volland Racing	90	50.030	2.738	77,569	26		
19	208	Rittner Taxi	90	50.624	3.332	76,659	12		
20	7	DSR Racing	90	50.879	3.587	76,275	22		
21	23	Men Power Racing Team	120	53.162	5.870	73,000	2		
22	808	Chudik Motorsport	90	54.124	6.832	71,702	41		
23	45	MSP Performance 1	90	54.418	7.126	71,315	39		
24	27	Ebertsreither 1	120	54.786	7.494	70,836	6		


Matthias Kaiser

Orbits

Christoph Hatos

www.mylaps.com

Lizenziert für Wachauring



unde	indenzzeit	Diff.	Tageszeit
3	50.273	+1.003	17:53.429
4	52.758	+3.488	18:46.187
5	5:36.984	47.714	4:23.171
6	52.491	+3.221	5:15.662
7	50.348	+1.078	6:06.010
8	50.319	+1.049	6:56.329
9	50.288	+1.018	7:46.617
10	50.365	+1.095	8:36.982
11	1:55.586	06.316	10:32.568
12	50.661	+1.391	11:23.229
13	50.296	+1.026	12:13.525
14	50.538	+1.268	13:04.063
15	50.347	+1.077	13:54.410
16	50.245	+0.975	14:44.655
17	50.499	+1.229	15:35.154
18	51.229	+1.959	16:26.383
19	5:56.049	06.779	12:22.432
20	56.857	+7.587	13:19.289
21	56.434	+7.164	14:15.723
22	5:32.123	42.853	19:47.846
23	51.180	+1.910	10:39.026
24	51.249	+1.979	11:30.275
25	54.292	+5.022	12:24.567
26	52.429	+3.159	13:16.996
27	52.182	+2.912	14:09.178
28	51.394	+2.124	15:00.572
29	50.410	+1.140	15:50.982
30	50.172	+0.902	16:41.154
31	51.577	+2.307	17:32.731
32	50.961	+1.691	18:23.692
33	51.006	+1.736	19:14.698
34	50.032	+0.762	10:04.730
35	49.528	+0.258	10:54.258
36	51.842	+2.572	11:46.100
37	51.697	+2.427	12:37.797
38	49.289	+0.019	13:27.066
39	51.921	+2.651	14:19.007
40	49.565	+0.295	15:08.572
41	49.780	+0.510	15:58.352
42	49.750	+0.480	16:48.102
43	50.232	+0.962	17:38.334
44	49.932	+0.662	18:28.266
45	52.362	+3.092	19:20.628
46	50.504	+1.234	10:11.132
47	49.270		1:00.402

unde	indenzzeit	Diff.	Tageszeit
20	52.169	+2.825	12:30.713
21	51.060	+1.716	13:21.773
22	50.551	+1.207	14:12.324
23	50.662	+1.318	15:02.986
24	6:11.379	22.035	1:11.365
25	51.489	+2.145	2:05.854
26	50.333	+0.989	2:56.187
27	52.025	+2.681	3:48.212
28	51.756	+2.412	4:39.968
29	50.664	+1.320	5:30.632
30	50.813	+1.469	6:21.445
31	3:27.954	38.610	7:14.399
32	3:47.175	57.831	8:06.574
33	52.550	+3.206	9:02.124
34	51.805	+2.461	10:00.929
35	50.381	+1.037	11:01.310
36	50.001	+0.657	12:03.311
37	50.205	+0.861	13:05.516
(77) Real Risk Racing			
1	58.321	+8.662	12:22.623
2	54.859	+5.200	13:17.482
3	55.249	+5.590	14:12.731
4	53.984	+4.325	15:06.715
5	4:37.305	47.646	16:04.020
6	5:00.701	11.042	17:04.721
7	54.497	+4.838	18:03.218
8	56.787	+7.128	19:06.005
9	55.827	+6.168	20:11.832
10	54.481	+4.822	21:26.313
11	53.037	+3.378	22:43.350
12	52.551	+2.892	24:01.901
13	52.700	+3.041	25:21.040
14	52.508	+2.849	26:41.109
15	6:23.013	33.354	28:02.122
16	51.481	+1.822	29:23.603
17	50.212	+0.553	30:46.815
18	52.681	+3.022	32:11.496
19	50.964	+1.305	33:43.460
20	49.809	+0.150	35:17.269
21	53.080	+3.421	37:02.349
22	50.539	+0.880	38:48.888
23	49.659		40:38.547
(11) BTR			
1	53.122	+3.422	18:25.916
2	6:58.507	38.807	5:24.423
3	51.490	+1.790	6:15.913
4	50.524	+0.824	7:06.437
5	50.455	+0.755	7:56.892
6	50.626	+0.926	8:47.518
7	5:20.054	0.354	9:40.572
8	52.914	+3.214	10:35.486
9	52.294	+2.594	11:32.780
10	52.367	+2.667	12:31.147
11	51.952	+2.252	13:31.099
12	51.414	+1.714	14:32.513
13	52.387	+2.687	15:35.900
14	4:12.915	23.215	16:41.815
15	52.578	+2.878	17:46.393
16	50.488	+0.788	18:52.881
17	52.360	+2.660	19:59.241
18	52.094	+2.394	21:07.335
19	50.732	+1.032	22:17.067
20	50.372	+0.672	23:28.439
21	53.481	+3.781	24:42.920

unde	indenzzeit	Diff.	Tageszeit
22	56.734	+7.034	10:32.654
23	49.700		1:22.354
(1) Leru Team 2			
1	54.712	+4.937	12:20.274
2	51.102	+1.327	13:11.376
3	51.107	+1.332	14:02.483
4	3:40.862	51.087	17:43.345
5	54.810	+5.035	18:38.155
6	2:07.997	18.222	0:46.152
7	3:35.912	46.137	4:22.064
8	50.612	+0.837	5:12.676
9	55.375	+5.600	6:08.051
10	50.468	+0.693	6:58.519
11	50.091	+0.316	7:48.610
12	49.977	+0.202	8:38.587
13	50.130	+0.355	9:28.717
14	49.775		10:18.492
15	50.205	+0.430	11:08.697
16	53.642	+3.867	12:02.339
17	50.659	+0.884	12:52.998
18	50.192	+0.417	13:43.190
19	53.872	+4.097	14:37.062
20	50.223	+0.448	15:27.285
21	2:57.029	37.254	8:24.314
22	52.739	+2.964	9:17.053
23	51.624	+1.849	10:08.677
24	52.724	+2.949	11:01.401
25	51.194	+1.419	11:52.595
26	51.022	+1.247	12:43.617
27	52.417	+2.642	13:36.034
28	3:22.755	32.980	16:58.789
29	51.097	+1.322	17:49.886
30	51.698	+1.923	18:41.584
31	51.350	+1.575	19:32.934
32	52.042	+2.267	20:24.976
33	52.843	+3.068	21:17.819
34	54.399	+4.624	22:12.218
35	8:03.950	14.175	10:16.168
36	7:01.743	11.968	17:17.911
37	54.029	+4.254	18:11.940
38	51.830	+2.055	19:03.770
39	54.938	+5.163	19:58.708
40	51.373	+1.598	20:50.081
(10) WSH Racing			
1	51.406	+1.618	12:12.716
2	50.389	+0.601	13:03.105
3	49.896	+0.108	13:53.001
4	50.033	+0.245	14:43.034
5	57.858	+8.070	15:40.892
6	50.928	+1.140	16:31.820
7	51.158	+1.370	17:22.978
8	53.592	+3.804	18:16.570
9	1:14.169	24.381	19:30.739
10	5:54.753	34.965	5:25.492
11	1:55.613	35.825	7:21.105
12	52.035	+2.247	8:13.140
13	50.647	+0.859	9:03.787
14	50.900	+1.112	9:54.687
15	50.905	+1.117	10:45.592
16	49.894	+0.106	11:35.486
17	49.788		12:25.274
18	50.927	+1.139	13:16.201
19	51.797	+2.009	14:07.998
20	51.299	+1.511	14:59.297

(38) Mayr Mobility			
1	53.844	+4.500	12:38.062
2	52.376	+3.032	13:30.438
3	51.345	+2.001	14:21.783
4	51.529	+2.185	15:13.312
5	50.681	+1.337	16:03.993
6	52.812	+3.468	16:56.805
7	51.363	+2.019	17:48.168
8	54.563	+5.219	18:42.731
9	6:38.494	49.150	5:21.225
10	50.949	+1.605	6:12.174
11	51.120	+1.776	7:03.294
12	50.832	+1.488	7:54.126
13	50.390	+1.046	8:44.516
14	49.572	+0.228	9:34.088
15	49.627	+0.283	10:23.715
16	49.344		11:13.059
17	50.645	+1.301	12:03.704
18	8:43.633	54.289	10:47.337
19	51.207	+1.863	11:38.544

(11) BTR			
1	53.122	+3.422	18:25.916
2	6:58.507	38.807	5:24.423
3	51.490	+1.790	6:15.913
4	50.524	+0.824	7:06.437
5	50.455	+0.755	7:56.892
6	50.626	+0.926	8:47.518
7	5:20.054	0.354	9:40.572
8	52.914	+3.214	10:35.486
9	52.294	+2.594	11:32.780
10	52.367	+2.667	12:31.147
11	51.952	+2.252	13:31.099
12	51.414	+1.714	14:32.513
13	52.387	+2.687	15:35.900
14	4:12.915	23.215	16:41.815
15	52.578	+2.878	17:46.393
16	50.488	+0.788	18:52.881
17	52.360	+2.660	19:59.241
18	52.094	+2.394	21:07.335
19	50.732	+1.032	22:17.067
20	50.372	+0.672	23:28.439
21	53.481	+3.781	24:42.920

(10) WSH Racing			
1	51.406	+1.618	12:12.716
2	50.389	+0.601	13:03.105
3	49.896	+0.108	13:53.001
4	50.033	+0.245	14:43.034
5	57.858	+8.070	15:40.892
6	50.928	+1.140	16:31.820
7	51.158	+1.370	17:22.978
8	53.592	+3.804	18:16.570
9	1:14.169	24.381	19:30.739
10	5:54.753	34.965	5:25.492
11	1:55.613	35.825	7:21.105
12	52.035	+2.247	8:13.140
13	50.647	+0.859	9:03.787
14	50.900	+1.112	9:54.687
15	50.905	+1.117	10:45.592
16	49.894	+0.106	11:35.486
17	49.788		12:25.274
18	50.927	+1.139	13:16.201
19	51.797	+2.009	14:07.998
20	51.299	+1.511	14:59.297

3H CUP


Klasse 90/120/150

Wachauring uz sl 1,078 km

Qualifying

17.11.2024 09:00

Qualifikation (1:00:00 Zeit) started at 9:00:22



unde	indenzzeit	Diff.	Tageszeit
21	51.291	+1.503	5:50.588
22	1:52.809	03.021	7:43.397
23	51.120	+1.332	8:34.517
24	1:01.246	+11.458	9:35.763
25	1:01.768	+11.980	10:37.531
26	50.645	+0.857	11:28.176
27	49.835	+0.047	12:18.011
28	50.073	+0.285	13:08.084
29	50.559	+0.771	13:58.643
30	50.602	+0.814	14:49.245
31	53.265	+3.477	15:42.510
32	50.693	+0.905	16:33.203
33	51.022	+1.234	17:24.225
34	51.466	+1.678	18:15.691
35	50.295	+0.507	19:05.966
36	50.338	+0.550	19:56.324
37	54.334	+4.546	20:50.658
38	2:16.870	27.082	21:47.528
39	1:03.288	+13.500	22:41.816
40	1:00.408	+10.620	23:31.224
41	1:01.271	+11.483	24:21.495
42	59.243	+9.455	25:11.738
43	58.676	+8.888	26:01.414
44	56.298	+6.510	26:51.712

(49) Lehner Systembau			
unde	indenzzeit	Diff.	Tageszeit
1	59.721	+9.692	15:28.797
2	55.957	+5.928	16:24.754
3	55.086	+5.057	17:19.840
4	56.430	+6.401	18:16.270
5	1:10.448	+20.419	19:26.718
6	5:08.347	18.318	4:35.065
7	55.539	+5.510	5:30.604
8	54.827	+4.798	6:25.431
9	55.266	+5.237	7:20.697
10	55.160	+5.131	8:15.857
11	54.438	+4.409	9:10.295
12	2:15.356	25.327	1:25.651
13	54.817	+4.788	2:20.468
14	55.578	+5.549	3:16.046
15	55.748	+5.719	4:11.794
16	59.245	+9.216	5:11.039
17	55.361	+5.332	6:06.400
18	55.511	+5.482	7:01.911
19	2:17.774	27.745	8:19.685
20	55.247	+5.218	9:14.932
21	58.922	+8.893	10:11.854
22	53.658	+3.629	11:07.512
23	54.912	+4.883	12:02.424
24	55.424	+5.395	13:07.848
25	6:43.486	53.457	14:11.334
26	53.247	+3.218	15:14.581
27	52.786	+2.757	16:17.367
28	55.940	+5.911	17:23.307
29	52.461	+2.432	18:25.768
30	53.189	+3.160	19:28.957
31	54.222	+4.193	20:33.179
32	53.868	+3.839	21:37.047
33	52.273	+2.244	22:40.320
34	52.751	+2.722	23:43.071
35	51.658	+1.629	24:45.729
36	50.919	+0.890	25:48.648
37	51.006	+0.977	26:51.654
38	50.029		27:54.683
39	3:27.313	37.284	28:57.996
40	57.441	+7.412	29:59.437

unde	indenzzeit	Diff.	Tageszeit
41	52.005	+1.976	7:22.442
42	51.825	+1.796	8:14.267
43	51.574	+1.545	9:05.841
44	52.052	+2.023	9:57.893
45	51.491	+1.462	10:49.384

(102) Volland Racing			
unde	indenzzeit	Diff.	Tageszeit
1	57.100	+7.070	15:02.377
2	54.083	+4.053	15:56.460
3	53.369	+3.339	16:49.829
4	51.525	+1.495	17:41.354
5	57.776	+7.746	18:39.130
6	2:18.700	28.670	19:37.830
7	4:02.055	12.025	4:59.885
8	53.832	+3.802	5:53.717
9	56.081	+6.051	6:49.798
10	1:11.472	+21.442	8:01.270
11	52.358	+2.328	8:53.628
12	55.022	+4.992	9:48.650
13	51.230	+1.200	10:39.880
14	51.247	+1.217	11:31.127
15	55.678	+5.648	12:26.805
16	51.106	+1.076	13:17.911
17	1:56.323	16.293	14:14.234
18	52.306	+2.276	15:06.540
19	51.522	+1.492	15:58.062
20	50.929	+0.899	16:48.991
21	51.296	+1.266	17:40.287
22	51.407	+1.377	18:31.694
23	50.698	+0.668	19:22.392
24	50.191	+0.161	20:12.583
25	50.345	+0.315	21:02.928
26	50.030		21:52.958
27	51.657	+1.627	22:44.615
28	50.202	+0.172	23:34.817
29	50.792	+0.762	24:25.609
30	50.600	+0.570	25:16.209
31	50.385	+0.355	26:06.594
32	54.346	+4.316	26:58.940
33	50.436	+0.406	27:50.376
34	50.104	+0.074	28:41.480
35	50.776	+0.746	29:32.256
36	1:46.585	+56.555	30:23.841
37	52.898	+2.868	31:15.739
38	53.184	+3.154	32:07.923
39	52.224	+2.194	32:59.147
40	51.465	+1.435	33:50.612
41	51.561	+1.531	34:42.173
42	51.219	+1.189	35:33.392
43	51.227	+1.197	36:24.619
44	59.195	+9.165	37:15.814
45	50.774	+0.744	38:06.588
46	50.899	+0.869	38:57.487
47	50.651	+0.621	39:48.138
48	1:10.194	+20.164	40:38.332
49	50.898	+0.868	41:28.230
50	1:00.880	+10.850	42:18.110
51	50.789	+0.759	43:08.899
52	50.683	+0.653	43:59.582
53	51.144	+1.114	44:50.726
54	1:04.335	+14.305	45:41.061
55	51.014	+0.984	46:31.075

(208) Rittner Taxi			
unde	indenzzeit	Diff.	Tageszeit
1	1:12.266	+21.642	13:35.784
2	59.587	+8.963	14:35.371

unde	indenzzeit	Diff.	Tageszeit
3	1:02.969	+12.345	15:38.340
4	52.525	+1.901	16:30.865
5	51.538	+0.914	17:22.403
6	52.580	+1.956	18:14.983
7	8:26.692	36.068	6:41.675
8	52.936	+2.312	17:34.611
9	58.280	+7.656	8:32.891
10	52.023	+1.399	9:24.914
11	51.284	+0.660	10:16.198
12	50.624		11:06.822
13	50.699	+0.075	11:57.521
14	52.769	+2.145	12:50.290
15	51.403	+0.779	13:41.693
16	51.948	+1.324	14:33.641
17	51.584	+0.960	15:25.225
18	52.059	+1.435	16:17.284
19	51.085	+0.461	17:08.369
20	6:24.016	13.392	3:32.385
21	51.539	+0.915	4:23.924
22	51.266	+0.642	5:15.190
23	53.371	+2.747	6:08.561
24	53.960	+3.336	7:02.521

(7) DSR Racing			
unde	indenzzeit	Diff.	Tageszeit
1	1:03.218	+12.339	4:44.327
2	1:05.333	+14.454	5:49.660
3	59.467	+8.588	6:49.127
4	57.179	+6.300	7:46.306
5	57.885	+7.006	8:44.191
6	1:07.874	+16.995	9:52.065
7	58.052	+7.173	10:50.117
8	56.743	+5.864	11:46.860
9	57.215	+6.336	12:44.075
10	56.711	+5.832	13:40.786
11	0:02.146	11.267	3:42.932
12	57.828	+6.949	4:40.760
13	54.714	+3.835	5:35.474
14	53.751	+2.872	6:29.225
15	53.563	+2.684	7:22.788
16	52.893	+2.014	8:15.681
17	52.126	+1.247	9:07.807
18	52.361	+1.482	10:00.168
19	52.530	+1.651	10:52.698
20	52.437	+1.558	11:45.135
21	53.222	+2.343	12:38.357
22	50.879		13:29.236
23	52.026	+1.147	14:21.262
24	4:24.556	33.677	1:45.818
25	52.250	+1.371	2:38.068
26	51.649	+0.770	3:29.717

(23) Men Power Racing Team			
unde	indenzzeit	Diff.	Tageszeit
1	55.439	+2.277	14:11.392
2	53.162		15:04.554
3	1:49.068	+55.906	16:53.622
4	53.543	+0.381	17:47.165
5	56.279	+3.117	18:43.444
6	5:55.956	12.794	4:39.400
7	1:48.394	5.232	6:27.794
8	1:03.089	+9.927	7:30.883
9	1:01.951	+8.789	8:32.834
10	1:00.786	+7.624	9:33.620
11	58.117	+4.955	10:31.737
12	58.700	+5.538	11:30.437
13	1:00.429	+7.267	12:30.866
14	1:00.217	+7.055	13:31.083

Matthias Kaiser	Orbits
-----------------	--------

Christoph Hatos

www.mylaps.com

Lizenziert für Wachauring

3H CUP


Klasse 90/120/150

Wachauring uz sl 1,078 km

Qualifying

17.11.2024 09:00

Qualifikation (1:00:00 Zeit) started at 9:00:22



unde	indENZEIT	Diff.	Tageszeit
15	58.042	+4.880	14:29.125
16	58.628	+5.466	15:27.753
17	58.740	+5.578	16:26.493
18	1:02.139	+8.977	17:28.632
19	59.511	+6.349	18:28.143
20	57.374	+4.212	19:25.517
21	1:01.091	+7.929	10:26.608
22	58.985	+5.823	11:25.593
23	1:00.132	+6.970	12:25.725
24	59.459	+6.297	13:25.184
25	57.195	+4.033	14:22.379
26	57.697	+4.535	15:20.076
27	57.708	+4.546	16:17.784
28	59.895	+6.733	17:17.679
29	4:01.509	08.347	11:19.188
30	55.853	+2.691	12:15.041
31	56.449	+3.287	13:11.490
32	3:17.128	23.966	16:28.618
33	57.218	+4.056	17:25.836
34	4:06.595	13.433	1:32.431
(808) Chudik Motorsport			
1	1:02.280	+8.156	13:34.419
2	1:00.646	+6.522	14:35.065
3	1:03.102	+8.978	15:38.167
4	1:01.008	+6.884	16:39.175
5	1:01.053	+6.929	17:40.228
6	1:02.694	+8.570	18:42.922
7	6:53.870	59.746	5:36.792
8	58.143	+4.019	6:34.935
9	58.496	+4.372	7:33.431
10	55.975	+1.851	8:29.406
11	56.018	+1.894	9:25.424
12	55.186	+1.062	10:20.610
13	54.881	+0.757	11:15.491
14	56.627	+2.503	12:12.118
15	55.457	+1.333	13:07.575
16	55.258	+1.134	14:02.833
17	55.358	+1.234	14:58.191
18	56.309	+2.185	15:54.500
19	57.755	+3.631	16:52.255
20	55.624	+1.500	17:47.879
21	2:13.257	19.133	10:01.136
22	1:00.822	+6.698	11:01.958
23	1:00.452	+6.328	12:02.410
24	58.406	+4.282	13:00.816
25	1:00.587	+6.463	14:01.403
26	59.098	+4.974	15:00.501
27	1:01.767	+7.643	16:02.268
28	1:01.998	+7.874	17:04.266
29	58.869	+4.745	18:03.135
30	57.564	+3.440	19:00.699
31	59.077	+4.953	19:59.776
32	2:22.856	28.732	12:22.632
33	58.028	+3.904	13:20.660
34	56.413	+2.289	14:17.073
35	56.383	+2.259	15:13.456
36	57.010	+2.886	16:10.466
37	55.835	+1.711	17:06.301
38	55.564	+1.440	18:01.865
39	55.291	+1.167	18:57.156
40	57.472	+3.348	19:54.628
41	54.124		10:48.752
42	54.952	+0.828	11:43.704
43	55.711	+1.587	12:39.415
44	54.779	+0.655	13:34.194

unde	indENZEIT	Diff.	Tageszeit
45	54.580	+0.456	14:28.774
(45) MSP Performance 1			
1	1:25.449	+31.031	15:56.128
2	1:06.181	+11.763	17:02.309
3	6:43.351	48.933	3:45.660
4	1:04.992	+10.574	4:50.652
5	57.877	+3.459	5:48.529
6	57.248	+2.830	6:45.777
7	2:12.137	17.719	8:57.914
8	59.428	+5.010	9:57.342
9	58.956	+4.538	10:56.298
10	57.404	+2.986	11:53.702
11	1:01.148	+6.730	12:54.850
12	59.136	+4.718	13:53.986
13	1:01.207	+6.789	14:55.193
14	58.053	+3.635	15:53.246
15	1:00.022	+5.604	16:53.268
16	55.954	+1.536	17:49.222
17	56.547	+2.129	18:45.769
18	1:05.791	+11.373	19:51.560
19	2:52.885	58.467	12:44.445
20	1:03.899	+9.481	13:48.344
21	1:05.929	+11.511	14:54.273
22	1:03.706	+9.288	15:57.979
23	1:12.949	+18.531	17:10.928
24	1:08.116	+13.698	18:19.044
25	1:01.984	+7.566	19:22.028
26	1:00.668	+6.250	20:21.696
27	1:00.047	+5.629	21:21.743
28	1:00.505	+6.087	22:22.248
29	1:03.976	+9.558	23:26.224
30	3:21.296	26.878	6:47.520
31	1:06.847	+12.429	7:54.367
32	59.767	+5.349	8:54.134
33	1:02.189	+7.771	9:56.323
34	56.241	+1.823	10:52.564
35	57.214	+2.796	11:49.778
36	56.341	+1.923	12:46.119
37	54.925	+0.507	13:41.044
38	54.923	+0.505	14:35.967
39	54.418		15:30.385
40	56.526	+2.108	16:26.911
41	57.606	+3.188	17:24.517
42	57.979	+3.561	18:22.496
43	59.620	+5.202	19:22.116
44	59.744	+5.326	20:21.860
45	57.326	+2.908	1:19.186
(27) Ebertsreither 1			
1	58.785	+3.999	16:52.451
2	57.131	+2.345	17:49.582
3	54.824	+0.038	18:44.406
4	4:57.293	32.507	3:41.699
5	1:01.647	+6.861	4:43.346
6	54.786		5:38.132
7	55.295	+0.509	6:33.427
8	57.113	+2.327	7:30.540
9	5:30.606	35.820	13:01.146
10	1:12.893	+18.107	14:14.039
11	1:04.714	+9.928	15:18.753
12	1:05.890	+11.104	16:24.643
13	1:02.585	+7.799	17:27.228
14	1:00.858	+6.072	18:28.086
15	1:00.495	+5.709	19:28.581
16	1:01.117	+6.331	20:29.698

unde	indENZEIT	Diff.	Tageszeit
17	59.261	+4.475	11:28.959
18	59.241	+4.455	12:28.200
19	4:44.209	49.423	17:12.409
20	1:07.321	+12.535	18:19.730
21	59.297	+4.511	19:19.027
22	58.503	+3.717	20:17.530
23	55.767	+0.981	21:13.297
24	1:00.450	+5.664	22:13.747
25	57.720	+2.934	23:11.467
26	58.976	+4.190	24:10.443
27	57.716	+2.930	25:08.159
28	59.370	+4.584	26:07.529
29	1:01.133	+6.347	27:08.662
30	57.412	+2.626	28:06.074
31	4:16.826	22.040	12:22.900
32	59.610	+4.824	13:22.510
33	1:00.286	+5.500	14:22.796
34	59.650	+4.864	15:22.446
35	58.991	+4.205	16:21.437
36	1:00.163	+5.377	17:21.600
37	59.754	+4.968	18:21.354
38	59.017	+4.231	19:20.371
39	1:00.370	+5.584	20:20.741
40	59.163	+4.377	21:19.904

Matthias Kaiser Orbits

Christoph Hatos

www.mylaps.com

Lizenziert für Wachauring