

3H CUP Rennen 2

Nach bester Rundenzeit sortiert

Klasse 90PS/120PS

Wachauring guz II 1,147 km

Qualifying

01.12.2024 12:15

Qualifikation (45:00 Zeit) started at 12:15:29

Pos.	St.Nr.	Name	Klasse	Beste Zeit.	Zweitbeste	Diff.	In Runde
1	5	Rudi Racing 1	120	54.752	54.897		21
2	10	WSH Racing	90	55.271	55.273	0.519	19
3	11	BTR	90	56.187	56.541	1.435	14
4	77	Real Risk Racing	90	56.202	56.563	1.450	15
5	32	RARA Vienna	120	56.382	56.681	1.630	20
6	102	Volland Racing	90	56.583	56.796	1.831	32
7	1	Leru Team 2	90	56.590	56.643	1.838	13
8	39	Global Motor Emotions	90	57.803	58.362	3.051	31
9	208	Rittner Taxi	90	57.851	58.065	3.099	12
10	7	DSR -Racing	90	58.014	58.575	3.262	30
11	49	Lehner Systembau	120	58.278	59.127	3.526	27
12	45	MSP Performance 2	90	58.499	58.747	3.747	31
13	33	KFZ Pfeiffenberger	90	59.445	59.753	4.693	15
14	27	Ebertsreither 1	120	1:04.095	1:04.601	9.343	11

Matthias Kaiser

Orbits

Christoph Hatos

www.mylaps.com

Lizenziert für Wachauring

3H CUP Rennen 2


Klasse 90PS/120PS

Wachauring guz II 1,147 km

Qualifying

01.12.2024 12:15

Qualifikation (45:00 Zeit) started at 12:15:29



unde	indenzzeit	Diff.	Tageszeit
(5) Rudi Racing 1			
1	1:02.193	+7.441	1:25.375
2	58.106	+3.354	1:23.481
3	57.345	+2.593	1:20.826
4	58.305	+3.553	1:19.131
5	57.044	+2.292	1:16.175
6	57.076	+2.324	1:13.251
7	57.202	+2.450	1:10.453
8	56.873	+2.121	1:07.326
9	56.827	+2.075	1:04.153
10	56.290	+1.538	1:00.443
11	5:59.501	04.749	1:59.944
12	1:05.120	+10.368	1:05.064
13	56.729	+1.977	1:01.793
14	55.789	+1.037	1:57.582
15	56.183	+1.431	1:53.765
16	55.215	+0.463	1:48.980
17	55.760	+1.008	1:44.740
18	55.650	+0.898	1:40.390
19	55.031	+0.279	1:35.421
20	54.951	+0.199	1:30.372
21	54.752		1:25.124
22	54.992	+0.240	2:20.116
23	58.301	+3.549	1:18.417
24	1:06.062	+11.310	1:24.479
25	54.897	+0.145	1:19.376
26	1:02.864	+8.112	1:22.240
27	1:05.494	+10.742	1:27.734
28	55.297	+0.545	1:23.031
29	55.328	+0.576	1:18.359
30	1:03.177	+8.425	1:21.536
31	55.716	+0.964	1:17.252
32	55.146	+0.394	1:12.398
(10) WSH Racing			
1	1:02.544	+7.273	1:04.754
2	1:00.448	+5.177	1:05.202
3	58.039	+2.768	1:03.241
4	57.827	+2.556	1:01.068
5	57.136	+1.865	1:58.204
6	56.957	+1.686	1:55.161
7	57.667	+2.396	1:52.828
8	57.242	+1.971	1:50.070
9	56.435	+1.164	1:46.505
10	56.331	+1.060	1:42.836
11	56.477	+1.206	1:39.313
12	1:50.001	+54.730	1:29.314
13	59.477	+4.206	1:28.791
14	55.771	+0.500	1:24.562
15	56.020	+0.749	1:20.582
16	55.857	+0.586	1:16.439
17	55.558	+0.287	1:11.997
18	55.273	+0.002	1:07.270
19	55.271		1:02.541
20	2:18.794	23.523	1:21.335
21	56.164	+0.893	1:17.499
22	58.328	+3.057	1:15.827
23	55.699	+0.428	1:11.526
24	55.904	+0.633	1:07.430
25	55.506	+0.235	1:02.936
26	55.733	+0.462	1:58.669
27	55.584	+0.313	1:54.253
28	55.612	+0.341	1:49.865
29	55.451	+0.180	1:45.316
30	55.880	+0.609	1:41.196

unde	indenzzeit	Diff.	Tageszeit
31	57.910	+2.639	1:39.106
32	56.489	+1.218	1:35.595
(11) BTR			
1	1:00.470	+4.283	1:32.485
2	58.380	+2.193	1:30.865
3	57.506	+1.319	1:28.371
4	58.397	+2.210	1:26.768
5	3:20.908	24.721	1:47.676
6	1:03.139	+6.952	1:50.815
7	57.458	+1.271	1:48.273
8	56.732	+0.545	1:45.005
9	56.670	+0.483	1:41.675
10	56.656	+0.469	1:38.331
11	56.541	+0.354	1:34.872
12	58.721	+2.534	1:33.593
13	57.335	+1.148	1:30.928
14	56.187		2:27.115
15	4:39.977	43.790	1:07.092
16	59.567	+3.380	1:06.659
17	57.603	+1.416	1:04.262
18	57.927	+1.740	1:02.189
19	57.483	+1.296	1:59.672
20	57.018	+0.831	1:56.690
21	7:58.047	11.860	1:54.737
22	1:02.373	+6.186	1:57.110
23	58.772	+2.585	1:55.882
24	56.953	+0.766	1:52.835
25	57.844	+1.657	1:50.679
(77) Real Risk Racing			
1	1:08.344	+12.142	1:30.942
2	1:05.118	+8.916	1:36.060
3	59.960	+3.758	1:36.020
4	59.230	+3.028	1:35.250
5	3:57.937	11.735	1:33.187
6	1:00.258	+4.056	1:33.445
7	57.345	+1.143	1:30.790
8	56.858	+0.656	1:27.648
9	57.042	+0.840	1:24.690
10	1:06.823	+10.621	1:31.513
11	1:07.740	+11.538	1:39.253
12	57.064	+0.862	1:36.317
13	56.563	+0.361	1:32.880
14	59.403	+3.201	1:32.283
15	56.202		1:28.485
(32) RARA Vienna			
1	1:01.663	+5.281	1:06.031
2	1:01.158	+4.776	1:07.189
3	59.785	+3.403	1:06.974
4	59.269	+2.887	1:06.243
5	1:07.207	+10.825	1:13.450
6	2:24.598	28.216	1:07.270
7	59.757	+3.375	1:37.805
8	59.224	+2.842	1:37.029
9	58.937	+2.555	1:35.966
10	58.607	+2.225	1:34.573
11	59.139	+2.757	1:33.712
12	59.322	+2.940	1:33.034
13	59.773	+3.391	1:32.807
14	59.787	+3.405	1:32.594
15	6:22.625	26.243	1:55.219
16	57.707	+1.325	1:52.926
17	57.147	+0.765	1:50.073
18	56.771	+0.389	1:46.844

unde	indenzzeit	Diff.	Tageszeit
19	57.011	+0.629	1:43.855
20	56.382		1:40.237
21	4:58.755	12.373	1:38.992
22	1:00.552	+4.170	1:39.544
23	57.474	+1.092	1:37.018
24	56.967	+0.585	1:33.985
25	56.846	+0.464	1:30.831
26	56.799	+0.417	1:27.630
27	57.501	+1.119	1:25.131
28	56.681	+0.299	1:21.812
(102) Volland Racing			
1	1:02.942	+6.359	1:22.564
2	59.149	+2.566	1:21.713
3	58.468	+1.885	1:20.181
4	1:07.759	+11.176	1:27.940
5	1:03.205	+6.622	1:31.145
6	57.896	+1.313	1:29.041
7	57.641	+1.058	1:26.682
8	57.801	+1.218	1:24.483
9	1:02.699	+6.116	1:27.182
10	57.306	+0.723	1:24.488
11	58.197	+1.614	1:22.685
12	2:25.729	29.146	1:48.414
13	58.857	+2.274	1:47.271
14	57.526	+0.943	1:44.797
15	57.248	+0.665	1:42.045
16	57.051	+0.468	1:39.096
17	57.240	+0.657	1:36.336
18	59.236	+2.653	1:35.572
19	56.913	+0.330	1:32.485
20	56.796	+0.213	1:29.281
21	56.943	+0.360	1:26.224
22	5:18.810	22.227	1:45.034
23	1:00.116	+3.533	1:45.150
24	58.053	+1.470	1:43.203
25	1:13.432	+16.849	1:56.635
26	57.494	+0.911	1:54.129
27	57.794	+1.211	1:51.923
28	57.821	+1.238	1:49.744
29	57.461	+0.878	1:47.205
30	57.400	+0.817	1:44.605
31	57.107	+0.524	1:41.712
32	56.583		1:38.295
(1) Leru Team 2			
1	1:02.859	+6.269	1:01.325
2	59.722	+3.132	1:01.047
3	57.167	+0.577	1:58.214
4	1:01.344	+4.754	1:59.558
5	57.513	+0.923	1:57.071
6	56.647	+0.057	1:53.718
7	1:00.627	+4.037	1:54.345
8	56.967	+0.377	1:51.312
9	57.174	+0.584	1:48.486
10	56.643	+0.053	1:45.129
11	57.383	+0.793	1:42.512
12	57.592	+1.002	1:40.104
13	56.590		1:36.694
14	57.418	+0.828	1:34.112
15	5:42.040	45.450	1:16.152
16	58.098	+1.508	1:14.250
17	58.000	+1.410	1:12.250
18	57.555	+0.965	1:09.805
19	57.278	+0.688	1:07.083
20	57.436	+0.846	1:04.519

Matthias Kaiser

Orbits

Christoph Hatos

www.mylaps.com

Lizenziert für Wachauring

3H CUP Rennen 2


Klasse 90PS/120PS

Wachauring guz II 1,147 km

Qualifying

01.12.2024 12:15

Qualifikation (45:00 Zeit) started at 12:15:29



unde	indenzzeit	Diff.	Tageszeit
21	57.730	+1.140	1:02.249
22	57.152	+0.562	1:59.401
23	56.886	+0.296	1:56.287
24	1:42.836	+46.246	1:39.123
25	58.945	+2.355	1:38.068
26	58.041	+1.451	1:36.109
27	59.171	+2.581	1:35.280
28	57.515	+0.925	1:32.795
29	58.327	+1.737	1:31.122
30	57.687	+1.097	1:28.809
31	57.192	+0.602	1:26.001
32	5:07.802	11.212	1:33.803
33	59.789	+3.199	1:33.592
34	57.538	+0.948	1:31.130
35	57.711	+1.121	1:28.841
36	57.282	+0.692	1:26.123
(39) Global Motor Emotions			
1	1:05.069	+7.266	1:11.878
2	1:02.565	+4.762	1:14.443
3	1:02.538	+4.735	1:16.981
4	1:01.976	+4.173	1:18.957
5	1:01.028	+3.225	1:19.985
6	1:00.471	+2.668	1:20.456
7	1:00.744	+2.941	1:21.200
8	1:00.482	+2.679	1:21.682
9	1:00.182	+2.379	1:21.864
10	1:01.265	+3.462	1:23.129
11	2:27.927	30.124	1:51.056
12	1:00.904	+3.101	1:51.960
13	58.664	+0.861	1:50.624
14	58.677	+0.874	1:49.301
15	58.837	+1.034	1:48.138
16	58.819	+1.016	1:46.957
17	59.023	+1.220	1:45.980
18	58.946	+1.143	1:44.926
19	59.042	+1.239	1:43.968
20	3:54.789	56.986	1:38.757
21	59.511	+1.708	1:38.268
22	1:00.383	+2.580	1:38.651
23	1:00.142	+2.339	1:38.793
24	58.362	+0.559	1:37.155
25	59.404	+1.601	1:36.559
26	59.147	+1.344	1:35.706
27	59.195	+1.392	1:34.901
28	59.535	+1.732	1:34.436
29	59.259	+1.456	1:33.695
30	58.659	+0.856	1:32.354
31	57.803		1:30.157
32	58.991	+1.188	1:29.148
(208) Rittner Taxi			
1	1:00.661	+2.810	1:54.544
2	1:02.242	+4.391	1:56.786
3	58.840	+0.989	1:55.626
4	58.173	+0.322	1:53.799
5	58.371	+0.520	1:52.170
6	58.123	+0.272	1:50.293
7	58.214	+0.363	1:48.507
8	58.326	+0.475	1:46.833
9	58.065	+0.214	1:44.898
10	2:13.498	15.647	1:58.396
11	59.253	+1.402	1:57.649
12	57.851		1:55.500
13	58.074	+0.223	1:53.574

unde	indenzzeit	Diff.	Tageszeit
(7) DSR -Racing			
1	1:15.769	+17.755	1:06.764
2	1:06.289	+8.275	1:13.053
3	1:11.881	+13.867	1:24.934
4	1:21.386	+23.372	1:46.320
5	1:04.170	+6.156	1:50.490
6	1:11.064	+13.050	1:01.554
7	1:04.964	+6.950	1:06.518
8	1:02.819	+4.805	1:09.337
9	1:05.885	+7.871	1:15.222
10	1:06.317	+8.303	1:21.539
11	1:09.071	+11.057	1:30.610
12	3:21.680	23.666	1:52.290
13	1:03.853	+5.839	1:56.143
14	1:00.976	+2.962	1:57.119
15	1:00.610	+2.596	1:57.729
16	1:01.215	+3.201	1:58.944
17	1:00.435	+2.421	1:59.379
18	1:00.107	+2.093	1:59.486
19	1:10.631	+12.617	1:10.117
20	1:00.988	+2.974	1:11.105
21	59.329	+1.315	1:10.434
22	59.001	+0.987	1:09.435
23	3:29.487	31.473	1:38.922
24	1:03.082	+5.068	1:42.004
25	59.494	+1.480	1:41.498
26	58.861	+0.847	1:40.359
27	1:00.126	+2.112	1:40.485
28	58.814	+0.800	1:39.299
29	58.575	+0.561	1:37.874
30	58.014		1:35.888
(49) Lehner Systembau			
1	1:06.341	+8.063	1:07.700
2	1:00.326	+2.048	1:08.026
3	1:00.736	+2.458	1:08.762
4	59.327	+1.049	1:08.089
5	1:00.065	+1.787	1:08.154
6	59.570	+1.292	1:07.724
7	59.127	+0.849	1:06.851
8	3:40.891	42.613	1:47.742
9	1:03.501	+5.223	1:51.243
10	4:40.048	41.770	1:31.291
11	1:03.252	+4.974	1:34.543
12	1:01.488	+3.210	1:36.031
13	1:02.174	+3.896	1:38.205
14	1:01.025	+2.747	1:39.230
15	1:01.147	+2.869	1:40.377
16	1:01.818	+3.540	1:42.195
17	1:01.175	+2.897	1:43.370
18	1:01.387	+3.109	1:44.757
19	2:47.970	49.692	1:32.727
20	1:00.716	+2.438	1:33.443
21	1:00.324	+2.046	1:33.767
22	1:00.882	+2.604	1:34.649
23	2:16.581	18.303	1:51.230
24	1:00.995	+2.717	1:52.225
25	1:00.067	+1.789	1:52.292
26	1:01.514	+3.236	1:53.806
27	58.278		1:52.084
(45) MSP Performance 2			
1	1:01.652	+3.153	1:32.095
2	1:01.367	+2.868	1:33.462
3	1:00.145	+1.646	1:33.607
4	59.497	+0.998	1:33.104

unde	indenzzeit	Diff.	Tageszeit
5	1:01.409	+2.910	1:34.513
6	2:41.257	42.758	1:15.770
7	1:01.444	+2.945	1:17.214
8	1:00.086	+1.587	1:17.300
9	1:01.140	+2.641	1:18.440
10	1:00.522	+2.023	1:18.962
11	1:01.907	+3.408	1:20.869
12	1:01.065	+2.566	1:21.934
13	1:00.704	+2.205	1:22.638
14	1:01.437	+2.938	1:24.075
15	1:00.150	+1.651	1:24.225
16	59.621	+1.122	1:23.846
17	59.590	+1.091	1:23.436
18	1:00.216	+1.717	1:23.652
19	59.707	+1.208	1:23.359
20	1:14.545	+16.046	1:37.904
21	2:34.610	36.111	1:12.514
22	59.745	+1.246	1:12.259
23	59.261	+0.762	1:11.520
24	58.747	+0.248	1:10.267
25	59.691	+1.192	1:09.958
26	59.034	+0.535	1:08.992
27	3:07.575	39.076	1:16.567
28	1:02.583	+4.084	1:19.150
29	1:00.587	+2.088	1:19.737
30	59.008	+0.509	1:18.745
31	58.499		1:17.244
32	59.985	+1.486	1:17.229
(33) KFZ Pfeiffenberger			
1	1:04.181	+4.736	1:15.136
2	1:01.464	+2.019	1:16.600
3	1:01.198	+1.753	1:17.798
4	1:05.157	+5.712	1:22.955
5	59.827	+0.382	1:22.782
6	1:01.864	+2.419	1:24.646
7	1:54.497	+55.052	1:19.143
8	1:01.559	+2.114	1:20.702
9	1:01.433	+1.988	1:22.135
10	59.875	+0.430	1:22.010
11	1:00.107	+0.662	1:22.117
12	1:00.918	+1.473	1:23.035
13	59.753	+0.308	1:22.788
14	1:00.176	+0.731	1:22.964
15	59.445		1:22.409
(27) Ebertsreither 1			
1	1:08.037	+3.942	1:45.174
2	1:06.231	+2.136	1:51.405
3	1:04.735	+0.640	1:56.140
4	1:07.135	+3.040	1:03.275
5	1:06.952	+2.857	1:10.227
6	1:06.320	+2.225	1:16.547
7	3:35.384	31.289	1:51.931
8	1:05.856	+1.761	1:57.787
9	1:05.403	+1.308	1:03.190
10	3:54.514	50.419	1:57.704
11	1:04.095		1:01.799
12	4:11.096	37.001	1:12.895
13	1:04.601	+0.506	1:17.496
14	3:09.074	34.979	1:26.570
15	1:13.666	+9.571	1:40.236
16	1:11.823	+7.728	1:52.059
17	1:10.334	+6.239	1:02.393
18	1:10.047	+5.952	1:12.440
19	1:09.403	+5.308	1:21.843

Matthias Kaiser

Orbits

Christoph Hatos

www.mylaps.com

Lizenziert für Wachauring

3H CUP Rennen 2


Klasse 90PS/120PS

Wachauring guz II 1,147 km

Qualifying

01.12.2024 12:15

Qualifikation (45:00 Zeit) started at 12:15:29



unde	indenzzeit	Diff.	Tageszeit	unde	indenzzeit	Diff.	Tageszeit	unde	indenzzeit	Diff.	Tageszeit
20	1:10.687	+6.592	:32.530								
21	1:12.135	+8.040	:44.665								
22	1:11.087	+6.992	1:55.752								
23	1:09.780	+5.685	:05.532								